










The walk

Approx 4½ Miles/ 7.2 km Time: 2½ hours

- 1 Leave the Tree Cathedral car park cross the road with care and follow the road toward Kensworth, past the church, downhill and past the Old Hunters Lodge public house, to the Whipsnade crossroads.
- 2 Cross the road with care to Whipsnade Heath car park. Follow the tarmac path and then follow the footpath straight on through woodland.
- 3 Continue through woodland, follow the footpath straight on to stile and cross into pasture, cross field to roadside opposite Greenend Farm.
- 4 Cross the road and follow the footpath to the right of Greenend Farm which leads down onto Codlings Bank.
- 5 In valley bottom turn left through kissing gate and walk diagonally uphill across pasture to go through kissing gate by telegraph pole and continue straight on and through kissing gate in chain link fence.
- 6 Enter tree plantation and follow path left downhill past brick built shed to join track by the quarry's chain link fence.
- 7 Follow the track with the fence line on your right to the corner, bear right to return to the car park.
- 8 Follow the headland path with the copse on your left and turn left into copse at the way marker post.
- 9 Follow the path to the roadside and turn right to join Isle of Wight Lane and continue to junction with B4541 at Robertson Corner.
- 10 Cross the road with care and from the visitor centre car park walk downhill to the Icknield Way fingerpost, and turn left onto bridleway.
- 11 Continue along the bridleway, through the gate into a long grazing area with conifer belt on your left.
- 12 Leave the grazing area through the gate and immediately turn left and continue along the bridleway.
- 13 Turn left through gate, follow path alongside a house boundary to kissing gate, walk through a field with fencing on the right to next gate that leads into the lawns around the Tree Cathedral.
- 14 Bear right with Tree Cathedral on your left to return to the car park.

	The walk			Church		Picnic area
	Footpath			Parking		Woodland
	Bridleway			Public house		